



福萊特玻璃集團股份有限公司

Flat Glass Group Co., Ltd.



(Stock code: 6865)

THIRD QUARTERLY REPORT
FOR THE NINE MONTHS ENDED 30 SEPTEMBER 2026











Company–, **Group–**) 13.0 13.10 571, **CSRC–**),

30 2026.

1. IMPORTANT NOTICE

1.1 

1.2 

1.3 

2. KEY FINANCIALS

2.1 Major accounting data and financial indicators

Unit: RMB

Items	For the three months from 1 July 2026 to 30 September 2026	Increase /decrease compared to the same period of last year (%)	For the nine months ended 30 September 2026	Increase/ decrease compared to the same period of last year (%)
R	2,913,432,912.4	-38.36	,581,643,037.48	-23.12
f	-551,530,668.27	-214.10	-97,257,553.0	-22.07
N f w f	-472,736,540.88	-225.57	-835,754,16.00	-231.0
N f w f -	-504,528,84.40	-226.5	-881,015,214.41	-240.73
N f w f	N/A	N/A	1,751,31,184.8	-22.57
B (RMB)	-0.20	-224.66	-0.36	-233.13
D (RMB)	-0.20	-224.66	-0.36	-233.13
(%)	-2.18	-3.8	-3.81	-6.72

	As at 30 September 2026	As at 31 December 2025	Increase/decrease compared to the end of last year (%)
	40,817,01 ,221.53	42,384,414,248.41	-3.70
E w f	21,1 7,811,663. 7	22,515,025,380.28	-5.85
N – f 1 2026 30 2026. w.			

2.2 Non-recurring items and amounts

R MB

Non-recurring items	For the three months from 1 July 2026 to 30 September 2026	For the nine months ended 30 September 2026
G ( ) f - ff f f f f	-1,240,632.38	2,11 ,716.67
G f w	23,017,14 .77	33,180,555.3
( ) f f f f f ( ) f f f f ff	17,1 2,768.32	1 ,187, 87.10
/( )	- 13,234.30	-3 4,168.07
ff f E	6,26 ,463.33	8,863,606.67
M (f)	-5,765.44	-30,560.
	31,7 2,353.52	45,261,045.41

2.3 Changes in major financial statements item and financial indicators and reason thereof

Item	Change (%)	Main reasons
	60.42	
	-41.80	
	-27.99	
	66.10	
	81,269.84	
	-78.68	
	34.84	
	-25.17	
	57.01	
	45,911.11	
	-37.71	
	33.87	
	-25.63	
	26.04	
	46.50	
	-23.12	
	-13.16	

Item	Change (%)	Main reasons
G	27.45	M
E	22.8	M
A	8.16	M
N	-22.57	M
N	-50.7	M

3. SHAREHOLDERS' INFORMATION

3.1 Total number of ordinary shareholders and preferred shareholders with voting rights resumed and shareholding of the top ten shareholders

Total number of ordinary shareholders at the end of the reporting period	75,48	Total number of preferred shareholders with voting rights resumed at the end of the reporting period (if any)	N

Shareholding of top ten shareholders (excluding the shares lent through refinancing)

Name of shareholders	Nature of shareholders	Shareholding as at the period end	Percentage (%)	Restricted shareholding	Pledge, mark or locked-up Status	Pledge, mark or locked-up Number
HK N MIN EE LIMI ED		441,651,860	18.85		w	0
R H	D	43 ,358,400	18.75		N	0
R	D	350,535,000	14. 6		N	0
	D	310,081,600	13.24		N	0
	D	31,5 1,700	1.35		N	0
	D	21,081,100	0. 0		N	0
	D	21,061,100	0. 0		N	0
B f	D	18,277,000	0.78		N	0
L H B w	w					
	D	14,040,600	0.60		N	0
H	D	12,808,000	0.55		N	0

Shareholdings of top ten unrestricted shareholders (excluding the shares lent through refinancing)

Name of shareholders	Number of unrestricted tradable shares held	Class of shares and number	
		Class	Number
HK N MIN EE LIMI ED	441,651,860		441,651,860
R H	43 ,358,400	RMB	43 ,358,400
R Z	350,535,000	RMB	350,535,000
, ,	310,081,600	RMB	310,081,600
	31,5 1,700	RMB	31,5 1,700
	21,081,100	RMB	21,081,100
	21,061,100	RMB	21,061,100
B f , L H B , w	18,277,000	RMB	18,277,000
	14,040,600	RMB	14,040,600
H	12,808,000	RMB	12,808,000
D f	M R H , M , M R Z M f f 4,800,000 A 485,000 H M R H , 2,203,000 H M R Z 111,000 H M , w HK N MIN EE LIMI ED. N		
E f (f)			

N 1 HK N MIN EE LIMI ED f f f H f

N 2 H K L f

No. 3 [illegible] 30 2026.

No. 4 [illegible]

No. 5 [illegible] 13,308,421 [illegible] 0.57% [illegible]

4. OTHER REMINDERS

[illegible] 2020 [illegible] (**Incentive Scheme**) [illegible] 10.5 [illegible]

5. QUARTERLY FINANCIAL STATEMENTS

5.1 Financial statements

Consolidated Balance Sheet
As at 30 September 2026

[illegible]

[illegible]

Items	As at 30 September 2026	As at 31 December 2025
Current assets:		
[illegible]	3,603,478,[illegible]75.[illegible]3	4,014,45[illegible],672.62
[illegible]	770,050,000.00	480,018,805.88
[illegible]	5,506,446.47	1,656,645.00
D[illegible] N[illegible]	5[illegible]1,456,877.46	1,016,212,275.03
R[illegible]	2,441,781,377.45	2,428,708,501.[illegible]4
E[illegible]	1,227,373,477.02	1,124,553,338.33
A[illegible]	11[illegible],682,[illegible]77.46	166,206,730.04
[illegible]	31,802,465.51	[illegible]7,757,6[illegible]8.58
[illegible]	1,827,10[illegible],[illegible]87.44	1,735,135,213.6[illegible]
N[illegible] - [illegible] w[illegible]	233,501,320.35	140,576,000.00
[illegible]	8[illegible]7,077,818.47	1,071,463,305.25
[illegible]	11,748,821,723.56	12,276,748,186.36
Non-current assets:		
D[illegible]	102,526,000.00	126,000.00
[illegible]	61,[illegible]17,6[illegible]8.64	2[illegible]0,377,868.35
L[illegible] - [illegible]	253,464,280.56	187,[illegible]7[illegible],762.05
I[illegible]	441,[illegible]72,261.87	461,152,874.31
E[illegible]	17,438,561,645.20	17,571,474,371.61
[illegible]	2,554,506,557.71	3,413,645,753.55
R[illegible] - f- [illegible]	[illegible]65,[illegible]2,463.12	[illegible]6,430,[illegible]40.45
I[illegible]	6,0[illegible]3,807,282.03	6,252,537,787.15
L[illegible] - [illegible]	201,734,40[illegible].4[illegible]	207,028,57[illegible].70
[illegible]	433,[illegible]86,001.73	334,258,007.22
D[illegible] - [illegible]	51[illegible],728,8[illegible]7.62	3[illegible]2,654,117.66
[illegible] - [illegible]	2[illegible],068,1[illegible]7,4[illegible]7.[illegible]7	30,107,666,062.05
[illegible]	40,817,01[illegible],221.53	42,384,414,248.41

Items	As at 30 September 2026	As at

Consolidated Income Statement
For the nine months ended 30 September 2026

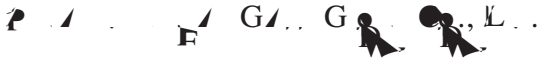



Items	For the nine months ended 30 September 2026	For the nine months ended 30 September 2025
V. Net profit (net loss stated with "-")	-835,551,844.76	64 ,686,700.22
(I)		
1.	-835,551,844.76	64 ,686,700.22
2.		
(II)		
1.	-835,754,16 .00	637,556,355.05



Consolidated Statement of Cash Flow
For the nine months ended 30 September 2026



Items	For the nine months ended 30 September 2026	For the nine months ended 30 September 2025
I. Cash flow from operating activities:		
	7,342,145,742.58	8,280,138,22 ,.17
	168,8 ,3,235.50	116,715,034.5 ,
	1 ,,310,133.17	225,67 ,634.1 ,
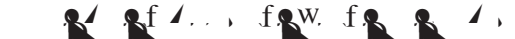	7,710,34 ,111.25	8,622,532,8 ,7. ,5
	4,6 ,0,766,178.85	4, ,,0, ,28,078.54
	657,0 ,4,556.03	673,125,023.70
	2 ,7,44 ,548.85	364,866, ,07.52
	313,647,642.54	331,802,770.0 ,
	5, ,58, ,57, ,26.27	6,360,722,77 ,.85
	1,751,3 ,1,184. ,8	2,261,810,118.10

Items	For the nine months ended 30 September 2026	For the nine months ended 30 September 2025
II. Cash flow from investing activities:		
[illegible]	3,662,601,450.56	3,[illegible]20,000,000.00
[illegible]	28,651,672.0[illegible]	7,3[illegible]7,506.14
[illegible]	40,13[illegible],684.[illegible]3	60,[illegible]51,[illegible]88.04
[illegible]	1,344,521,707.17	760,36[illegible],068.18
[illegible]	5,075,[illegible]14,514.75	4,748,718,562.36
[illegible]	1,086,515,551.85	2,270,615,148.2[illegible]
[illegible]	3,[illegible]37,8[illegible]7,463.58	3,[illegible]05,045,640.00
[illegible]		7[illegible],480,618.83
[illegible]	1,288,548,163.05	1,007,555,047.11
[illegible]	6,312,[illegible]61,178.48	7,262,6[illegible]6,454.23
[illegible]	-1,237,046,663.73	-2,513,[illegible]77,8[illegible]1.87
III. Cash flow from financing activities:		
[illegible]	46,250,000.00	
[illegible]	46,250,000.00	
[illegible]	2,662,[illegible]02,275.[illegible]4	4,055,561,04[illegible].13
[illegible]	41[illegible],863,701.80	1,014,[illegible]4[illegible],[illegible]80.50
[illegible]	3,12[illegible],015,[illegible]77.74	5,070,511,02[illegible].63
[illegible]	2,[illegible]61,802,672.72	5,21[illegible],440,004.[illegible]5
[illegible]	5[illegible]2,862,400.28	268,746,042.[illegible]5
[illegible]	562,607,203.6[illegible]	586,824,282.41
[illegible]	4,117,272,276.6[illegible]	6,075,010,330.31
[illegible]	-[illegible]88,256,2[illegible]8.[illegible]5	-1,004,4[illegible][illegible],300.68

Items		For the nine months ended 30 September 2026	For the nine months ended 30 September 2025
IV.	**Effect of foreign exchange rate changes on cash and cash equivalents**	-53,471,077.20	11,673,386.81
V.	**Net increase in cash and cash equivalents**	-527,382,854.90	-1,244,993,687.64
	A[illegible]f[illegible]	3,719,428,902.79	4,511,627,060.96
VI.	**Cash and cash equivalents at end of period**	3,192,046,047.89	3,266,633,373.32

[illegible]

[illegible]

30[illegible] 2026

[illegible]